


# Power BI Community/Meetup Showcase: PBI Explorer

Budapest Power BI UG - 7 Nov 2023



*Many thanks to Mathias Thierbach, MVP for the amazing demo!*





# Elements Explorer

Summary

Details

AdventureWorks Sales.pbix

2023-11-07 12:28:42 5.37

Pages

13

Top 3 pages by visual count:

1. Page 1

2. Page 1

3. Page 12

Visuals

1.5

Top 3 visuals by type:

1. Stacked Bar Chart

2. Area Chart

3. Matrix

Fields

1.7

Top 3 fields used:

1. 'Product'[Subcategory]

2. Date.Fiscal.Month

3. [Sales Amount] by Due Date

Filters

12

Filter types:

Report-level filters: 0

Page-level filters: 0

Visual-level filters: 12

Issues

32

Best Practice issues detected:

Severe: 5

Medium: 25

Low: 2

Themes

2

Current theme:

NewExecutive

Misc

Tooltips: 1

Bookmarks: 0

Layouts: 1

Custom visuals: 0

Report Explorer

Data Model Explorer

Object	Type
Report	Report
Page 1	Page
Sales Amount by Order Date / Due Date	Area Chart
Order NEW Quantity by Reseller Country	Map
Sales Amount by Category and Reseller...	Matrix
75c624f501f3c20eb760	Slicer
e62f8d740cd4f569300d	Basic Shape
ddc69d1ed997bf82754	Textbox
Page 2	Page
Sales Amount by Category and Reseller...	Matrix
Page 3	Page
ec25b2f7759b3fd44c1d	Area Chart
Page 4	Page
Page 5	Page
Page 6	Page
Page 7	Page
Page 8	Page
Page 9	Page
Page 10	Page
Page 11	Page
Page 12	Page
Page 13	Page

Statistics on report

Inspect report

Get data workbook OneLake data hub SQL Server Enter data Dataverse Recent sources

### Executive Summary - Sales Report

Year, Month

- Select all
- (Blank)
- FY2018
- FY2019
- FY2020
- FY2021

#### Sales Amount by Order Date / Due Date

● Sales Amount ● Sales Amount by Due Date

Sales Amount and Sales Am...

Jul 2018 Sep 2018 Nov 2018 Jan 20

Month

Category Sales Amount

- Bikes
  - Specialty Bike Shop
  - Value Added Reseller
  - Warehouse
- Components
  - Specialty Bike Shop
  - Value Added Reseller
  - Warehouse
- Clothing
  - Specialty Bike Shop
  - Value Added Reseller
  - Warehouse
- Accessories
  - Specialty Bike Shop
  - Value Added Reseller
  - Warehouse
- Total

Summary Details

☒ Show visual-level filter ☐ Show interaction

Page 1 Page 2 Page 3 Page 4 Page 5 Page 6 Page 7 Page 8 Page 9 Page 10 Page 11 Page 12 Page 13

Properties JSON

☐ Show empty

Basic

DrillFilterOtherVisuals	True
HasDefaultSort	True
Height	247,438825448613
IsDataBound	True
IsDataDriven	True
IsHidden	False
Kind	Single
Name	815acf1f588ed839c4
VisualType	areaChart
Width	609,722675367047
X	185,84013050571
Y	73,0831973898858

Report Explorer Data Model Explorer

Object	Type
Report	Report
Page 1	Page
Sales Amount by Order Date / Due Date	Area Chart
Order NEW Quantity by Reseller Country	Map
Sales Amount by Category and Reselle...	Matrix
75c624f301f3c20eb760	Slicer
e62f8d740cd4f569300d	Basic Shape
ddc669d1ed997bf82754	Textbox
Page 2	Page
Sales Amount by Category and Reselle...	Matrix
Page 3	Page
ec25b2f7759b31d44c1d	Area Chart
Page 4	Page
Page 5	Page
Page 6	Page
Page 7	Page
Page 8	Page
Page 9	Page
Page 10	Page
Page 11	Page
Page 12	Page
Page 13	Page


Inspecting AdventureWorks Sales.pbix

Page 1 Page 2 Page 3 Page 4 Page 5 Page 6 Page 7 Page 8 Page 9 Page 10 Page 11 Page 12 Page 13

Page 1 of 12


100%

Have a view on all elements on the page



Inspect report

filter ☐ Show interaction



Page 1 Page 2 Page 3 Page 4 Page 5 Page 6 Page 7 Page 8 Page 9 Page 10 Page 11 Page 12 Page 13

Report ExplorerData Model Explorer

☒ Track usage


Name	Type
▼ Data Model	Data Model
▼ Sales	Table
Sales Amount by Due Date	Measure
Month	Hierarchy Level
Year	Hierarchy Level
▼ Reseller	Table
Country-Region	Column
Business Type	Column
▼ Product	Table
Category	Column
Subcategory	Column
▼ Customer	Table
Customer	Column
City	Column
Country-Region	Column
Postal Code	Column
State-Province	Column

PropertiesJSONUsage

**'Reseller'[Business Type] usage:**

Report Element	Type	Page	Usage
Sales Amount by Category and Reseller Business Type	Matrix	Page 1	Field
Sales Amount by Category and Reseller Business Type	Matrix	Page 2	Field

See where an element is used in the report



Inspecting AdventureWorks Sales.pbix

AdventureWorks Sales.pbix

AdventureWorks Sales v2.pbix

Compare report

Compare 2 reports to see changes between them

Refine comparison: Show everything modified (except minor changes)

Object / Property	Value
Pages	
Page 11	
Visuals	
d069c3ab68236fcbcb2	
Visual properties	
CategoryAxis	
DataPoint	
PublicCustomVisuals	
SunburstVizA96234ADB8D143D1837FEC426BB34781	SunburstVizA96234ADB8D143D1837FEC426BB34781
htmlViewerA9520C4C697347CDB4EA10E418B1A6E7	htmlViewerA9520C4C697347CDB4EA10E418B1A6E7
SchemaVersion	5.37

Object / Property	Value
Pages	
Page 11	
Visuals	
d069c3ab68236fcbcb2	
Visual properties	
CategoryAxis	
DataPoint	
PublicCustomVisuals	
SchemaVersion	5.42

# New feature: Report analyzer



Check if best practices have been followed based on a list of rules

PBI Explorer by Tabular Tools (BETA)

Object	Type	Sev.
> [Accessibility] Ensure alternativeText has been defined for all visuals (20 objects)		Warning
✓ [Housekeeping] Remove custom visuals which are not used in the report. (2 objects)		Info
htmlViewerA9520C4C697347CDB4EA10E418B1A6E7	EmbeddedC...	
SunburstVizA96234ADB8D143D1837FEC426BB34781	EmbeddedC...	
> [Performance] Avoid setting 'Show items with no data' on columns (1 object)		Warning
> [Performance] Reduce usage of Advanced filtering visuals by page (1 object)		Warning
> [Performance] Reduce usage of TopN filtering visuals by page (1 object)		Warning
✓ [UX] Ensure charts use theme colours (4 objects)		Error
d069c3ab68236fcbcb2 (Page 11)	Stacked Bar...	
ddc669d1ed997bf82754 (Page 1)		
Sales Amount by Category and Reseller Business type (Page 1)		
Sales Amount by Category and Reseller Business Type (Page 2)		
> [UX] Ensure pages do not scroll vertically (1 object)		
> [UX] Reduce number of pages per report (1 object)		
> [UX] Tooltip and Drillthrough pages should be hidden (1 object)		

Check that charts (excluding to be used) avoid custom colours and use theme colours instead. (Severity: Error)

Define custom rules

```
{
  "ID": "MUST_HAVE_PRODUCT_CATEGORY_SLICER",
  "Name": "[CompanyPolicy] All pages must have a product category slicer",
  "Category": "CompanyPolicy",
  "Description": "Warns you if any page doesn't contain a product category slicer",
  "Severity": "Warning",
  "Scope": "Page",
  "Expression": "!Visuals.Any(VisualType == \"slicer\" and DataBindings[\"Values\"].Any(ModelElement.ReferenceName == \"Product.Category\"))"
},
{
  "ID": "REMOVE_CUSTOM",
  "Name": "[Housekeeping] Remove custom visuals which are not used in the report.",
  "Category": "Housekeeping",
  "Description": "Warns you to remove custom visuals from the report, if they are not used on any of the pages.",
  "Severity": "Info",
  "Scope": "EmbeddedCustomVisual",
  "Expression": "!Report.AllVisuals.Select(v => v.VisualType).Contains(it.Name)"
},
}
```